

THANK YOU FOR JOINING THE WEALTHBUILDERS!

You've taken a giant step closer to building wealth and financial freedom for yourself and/or your family!

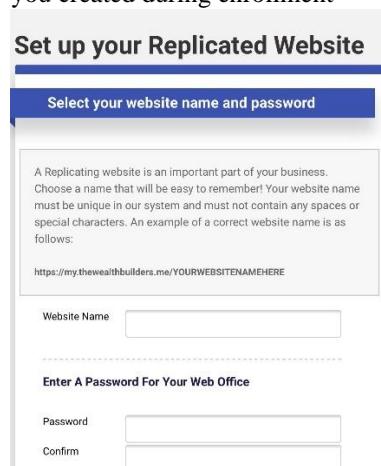
As a beginner, you're most likely feeling nervous as well as anxious. We advise you to pace yourself through this marathon. Please don't hesitate to reach out if you have any questions. You are not alone.

If additional support is needed, contact the person who referred you or contact customer service at contact@thewealthbuilders.me

Our Platform uses two systems to better serve you.

EDUCATIONAL SITE- This site is where all the education materials are that you purchased.

BACK OFFICE MANAGEMENT -Your back office is where you manage your business. You can find your personal recruitment link if you didn't write it down upon enrollment its <https://my.thewealthbuilders.me/> Whatever you created during enrollment



Set up your Replicated Website

Select your website name and password

A Replicating website is an important part of your business. Choose a name that will be easy to remember! Your website name must be unique in our system and must not contain any spaces or special characters. An example of a correct website name is as follows:

<https://my.thewealthbuilders.me/YOURWEBSITENameHERE>

Website Name

Enter A Password For Your Web Office

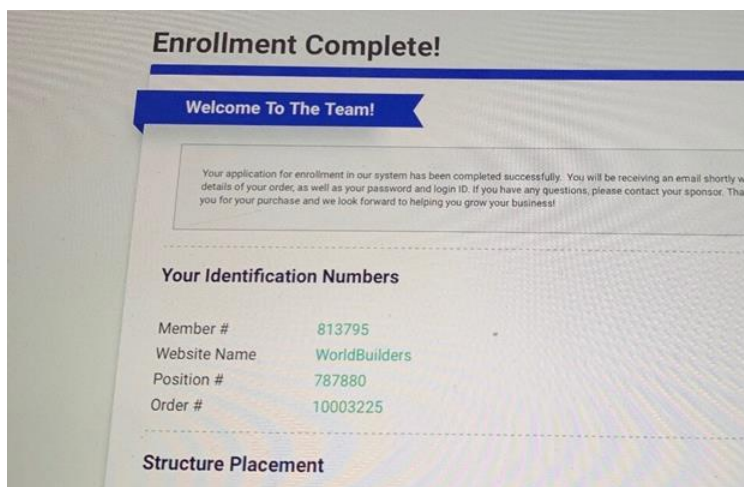
Password

Confirm

This is also where you can find information on your downline, view current members, current rank etc. Your recruiter will go into detail about that with you. Please watch all the videos on the education site under the **Build Your Business** icon

GETTING STARTED

****After you have purchased your package and received your Welcome Enrollment confirmation.**



Enrollment Complete!

Welcome To The Team!

Your application for enrollment in our system has been completed successfully. You will be receiving an email shortly with details of your order, as well as your password and login ID. If you have any questions, please contact your sponsor. Thank you for your purchase and we look forward to helping you grow your business!

Your Identification Numbers

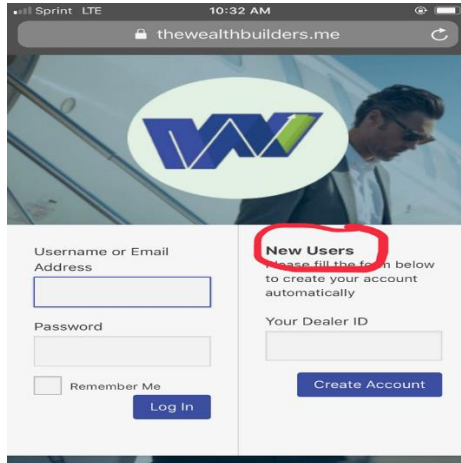
Member #	813795
Website Name	WorldBuilders
Position #	787880
Order #	10003225

Structure Placement

You will then go to the Educational Site to register for courses you've purchased.

EDUCATION SITE LINK

<https://www.thewealthbuilders.me/login>. On this page there will be a section that says **NEW USER**.



theusernamebuilders.me

10:32 AM

W

Username or Email Address

Password

Remember Me

Log In

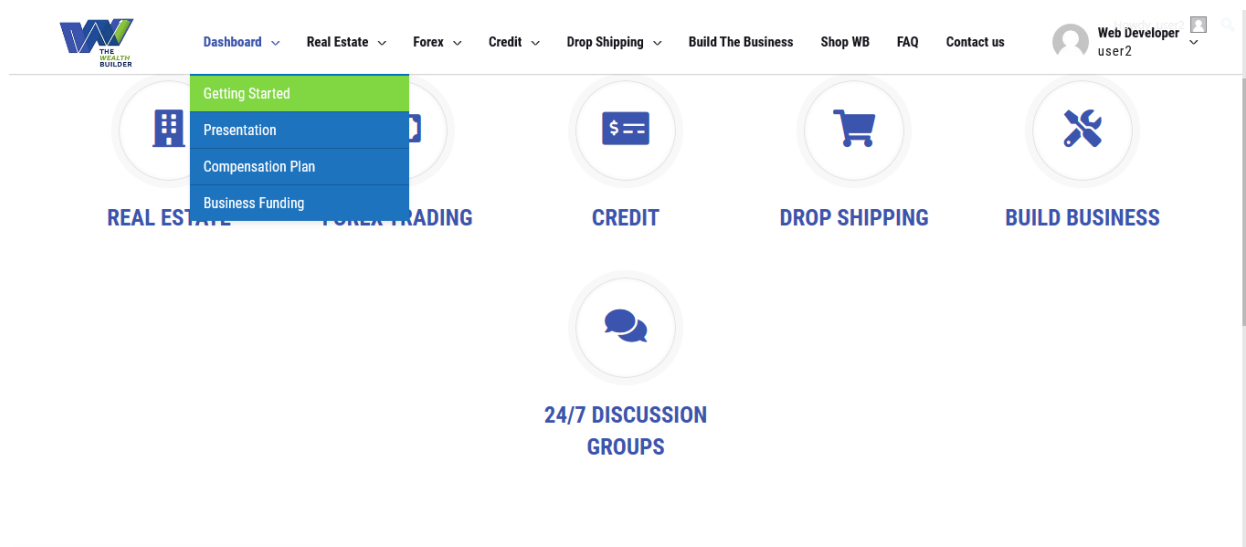
New Users
Please fill the form below to create your account automatically

Your Dealer ID

Create Account

You will enter your **dealer ID/member id** which is the 815XXX you received after you completed the enrollment process. If you can't locate it reach out to your upline for help. A prompt will appear that says account has been created. Then to the left you **will simply sign in with your 815XXX where it says username or email address and the password you created during enrollment**

****Before you do anything, make sure that you click on the Getting Started tab to the left and watch the video in its entirety.**



Please familiarize yourself with the education site. Under **Dashboard**, there are icons for each of the different programs, as well as all the instructor's past videos, and when they all have their scheduled zooms. Your success in this program is dependent on you applying yourself. So please make sure you are on all the zoom trainings.

Apps & Websites that you will need to download for you Forex Trading journey:

1. Telegram- this is how we communicate. You will be added to all that chats that you signed up for during your online registration.
2. Trading view: this is an app that you will use to look at your charts on the go. First go to TradingView.com and create a profile. Then download the app to your phone. You will always draw up your charts on your computer and then use the charts on your phone will you are out and about.
3. Meta Trader 4: you will use this app to place all your trades.
4. Japanese Candlestick Patterns: this will help you identify different patterns in the market and how to use these patterns to place trades
5. MyFxBook: This is the app I use to track the news in the market.

Take your time. We suggest getting a notebook for each section so you can take notes.

Last, we use Hugosway or Tradersway as our brokers. Ask your recruiter to suggest which on is best for your trading style. You will use your demo account to test your knowledge until you're comfortable trading on your own.

For the next couple weeks, just try to focus on getting through all the courses. Try to find time every day to watch at least 1-2 videos every day. GET ON THOSE LIVE SESSIONS and ask questions. We want to see you succeed!

****The first thing we suggest is you getting your credit letters out! It's the easiest thing to do.**

Lastly, start posting on social media what you're doing. Invite your followers on this new journey with you. Remember, 3 personal signups and your monthly membership is free.

If you have any questions, please feel free to reach out to your recruiter!

TELEGRAM POLICY:

All admins will be strictly enforcing these new rules. Effective immediately, the following things are NOT allowed when communicating within the telegram chats designed for this program:

1. Vulgar language
2. Promoting services or businesses not related to or sponsored by the program (this is ONLY allowed in the Wealth Swipes chat)
3. Flirting with members of the program
4. Referral links of any kind for brokers, credit cards etc.

Admins reserve the right to delete any and all messages that do not follow these guidelines. If you repeatedly disregard these guidelines, you will first be given a warning. If it continues, you will lose access to the telegram channels. The Wealth Builder Program is a business and we want to promote and facilitate a healthy and professional space for each of our members

